

Hello,

Following the Fall 2015 FCA survey with over 90 respondents, your Executive and many others give additional focus to Planning & Zoning, City Budget, Transportation and heightened rapport with Councillors, Mayor and staff. The Fall survey also found significant support for a focus on Councils of Community Associations/Ward Councils. These concerns are revisited here. The FCA strived to be there for its members and receptive to their ideas.

By completing the survey, you are letting the Executive know if the Federation has addressed concerns in a way you had hoped. While some outcomes were achievable in the short term, other priorities will extend beyond the term of this executive. Are we getting there?

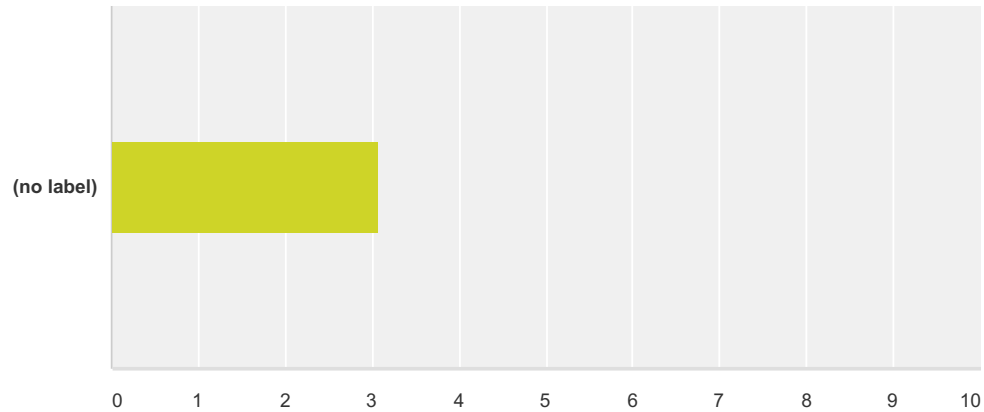
Please reply by May 1 so that the results can be incorporated into the Executive's year-end report. That report will help orient the incoming executive.

Thank you, Graeme .

Survey Data

Q1 City Governance Election: Circulated members straw poll on importance issues facing electorate Panel discussion at the September meeting on working effectively with elected officials. Following motion at the February General Meeting Letter sent to Minister of Municipal Affairs as well as to Mayor and councilors on corporate and union donation. Following motion at the March General Meeting a letter to be sent regarding a more robust donation rebate program. Presentation at the April General Meeting by Fair Vote Canada Building Relations with Councillors December City Hall meeting with New/Returning Councillors to inform them of the work of the FCA Councillors attended our September, November, December, January, March, April and May General Meetings. Please rate our work in terms of your expectations of us

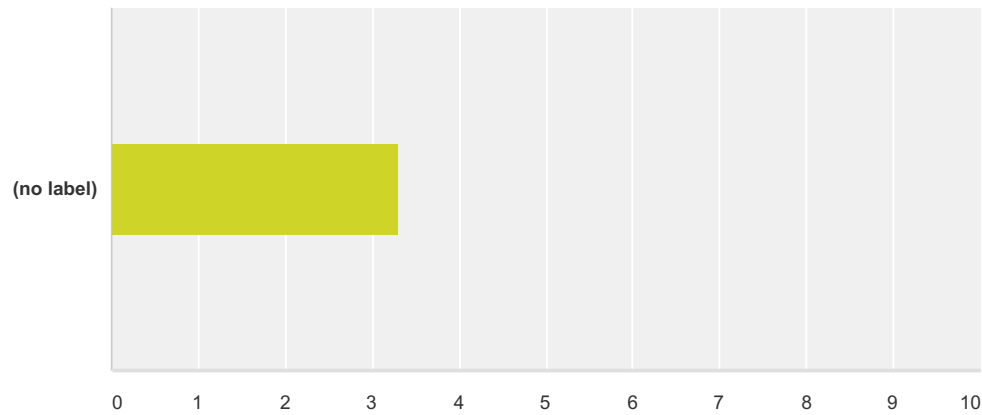
Answered: 42 Skipped: 1



	Very Satisfied	Satisfied	Dissatisfied	Very Dissatisfied	Total	Weighted Average
(no label)	19.05% 8	71.43% 30	7.14% 3	2.38% 1	42	3.07

Q2 Planning and Zoning: Network has grown from 18 to 61 members. Met 7 times since last September Organized a presentation by City staff and a six member panel of P&Z Members, a Planner and President of Ottawa Builders at the February General Meeting. Twice sent letters to the staff on zoning issues, copying the Chair of Planning. Once made representation to the Planning Committee of the City Council Please rate our work in terms of your expectations of us

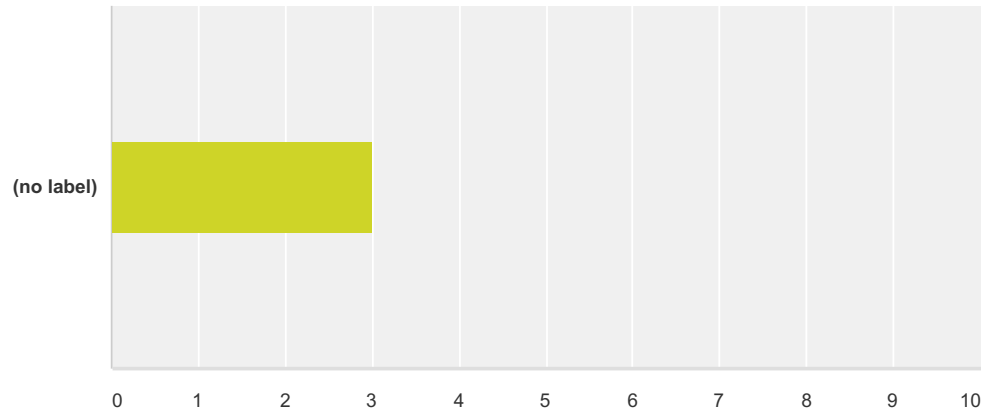
Answered: 42 Skipped: 1



	Very Satisfied	Satisfied	Dissatisfied	Very Dissatisfied	Total	Weighted Average
(no label)	35.71% 15	57.14% 24	7.14% 3	0.00% 0	42	3.29

Q3 Councils of Community Associations (i.e in Wards) Presented description of different models at the December General Meeting of the Membership. Citizens Academy offered to assist us to implement. Attended February Executive meeting to further discuss. Established a committee to assist community associations wishing to work with other neighbouring associations. Please rate our work in terms of your expectations of us

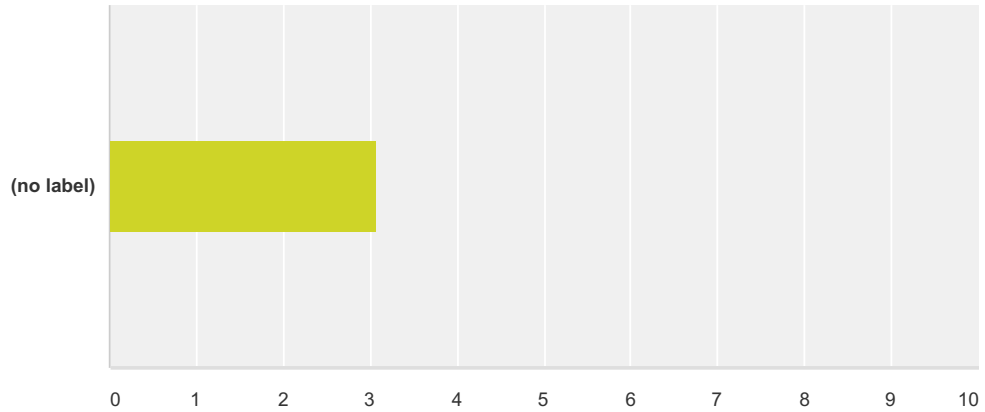
Answered: 41 Skipped: 2



	Very Dissatisfied	Dissatisfied	Satisfied	Very Satisfied	Total	Weighted Average
(no label)	2.44% 1	7.32% 3	78.05% 32	12.20% 5	41	3.00

Q4 City Budget Task Group Obtained and presented 2014 budget information by ward at our December General Meeting Made presentation on possible improvement to budgetary process to FEDCO (i.e. a Budget Primer similar to the Planning Primer). Please rate our work in terms of your expectations of us

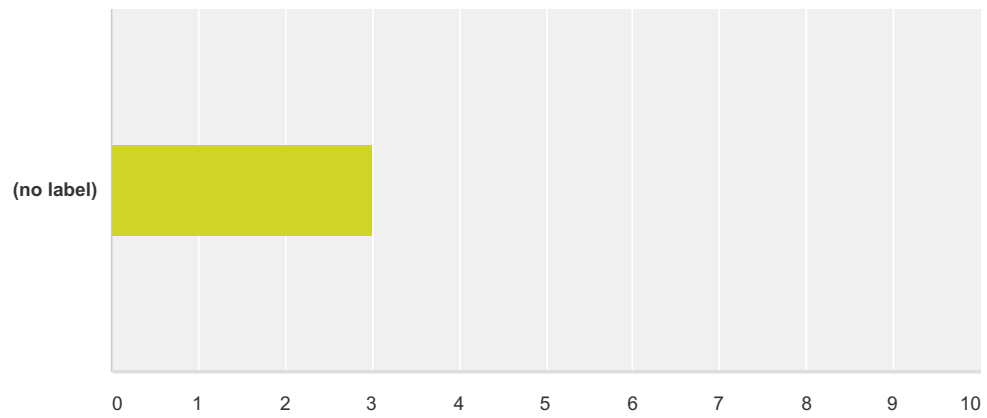
Answered: 41 Skipped: 2



	Very Dissatisfied	Dissatisfied	Satisfied	Very Satisfied	Total	Weighted Average
(no label)	4.88% 2	9.76% 4	58.54% 24	26.83% 11	41	3.07

Q5 Transportation Identified in June an executive member to monitor transportation issues. Established in February a committee to address transportation matters. Received a report on securing reduced speed in neighbourhoods at our February General Meeting. Guest panel on Transportation to be held at our June Annual General meeting. Pleases rate our work in terms of your expectations of us

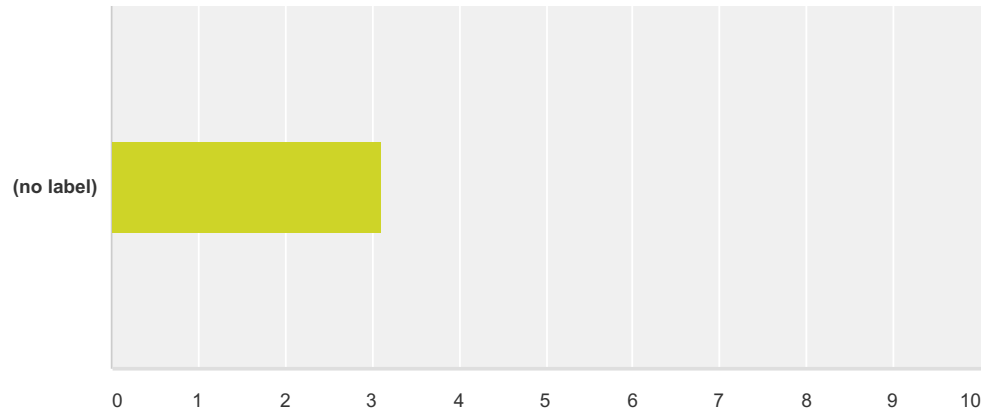
Answered: 40 Skipped: 3



	Very Dissatisfied	Dissatisfied	Satisfied	Very Satisfied	Total	Weighted Average
(no label)	2.50% 1	7.50% 3	77.50% 31	12.50% 5	40	3.00

Q6 Format of General Meetings: General Meeting of the Membership have occurred monthly since September. Average attendance is 33 which is up 14% over the past two years. Introduction of New Members, Introduction of local Councillor, Presentation, Networking, our Own Business Matters and Open Mike have been the broad format of meetings. Location of meetings published six + months in advance. Preliminary agenda posted at least a week in advance, speakers announced. Draft agenda posted at least three days prior to meeting. General meeting and Executive minutes posted at least three days prior to meeting. Feedback given on actions agreed upon: (letter to Mayor and Council on loss of water at fire hydrants by unauthorized users). Please rate our work in terms of your expectations of us

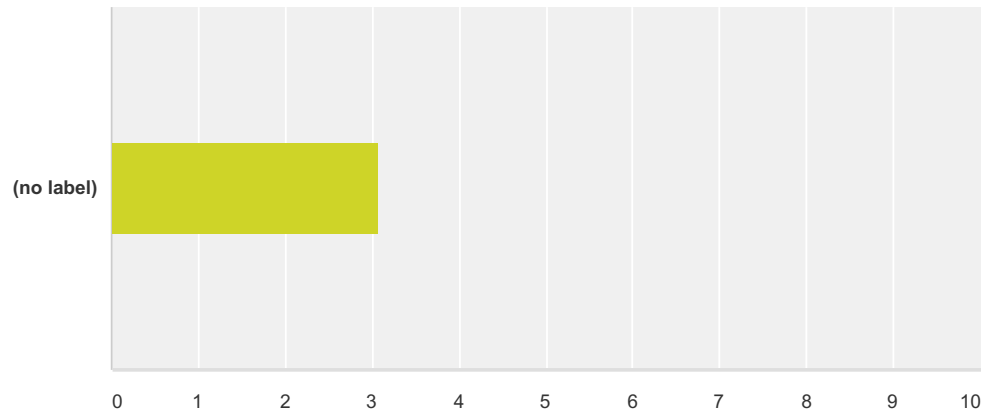
Answered: 43 Skipped: 0



	Very Dissatisfied	Dissatisfied	Satisfied	Very Satisfied	Total	Weighted Average
(no label)	4.65% 2	13.95% 6	46.51% 20	34.88% 15	43	3.12

Q7 Communications: Progress on new website is regularly reported at General meeting. We go public in April. Current website maintained as FCA transitions to new site. Use of Survey Monkey such as with this survey. Used by one member association. Please rate our work in terms of your expectations of us

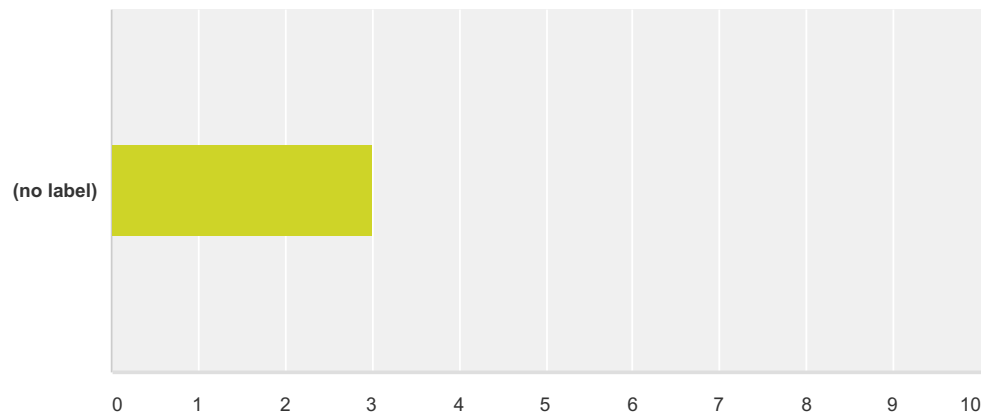
Answered: 43 Skipped: 0



	Very Dissatisfied	Dissatisfied	Satisfied	Very Satisfied	Total	Weighted Average
(no label)	2.33% 1	6.98% 3	72.09% 31	18.60% 8	43	3.07

Q8 Membership Services We have the most up-to-date membership database of member and non-member community associations in the City. A brochure that describes some of what we do has been updated. This past year we responded to :
 Five request for guidance in managing citizen’s associations. Three requests for guidance in managing relations with the city, including being present when an Association is making a presentation. One request for information about the mission of the Federation. Please rate our work in terms of your expectations of us

Answered: 42 Skipped: 1



	Very Satisfied	Satisfied	Dissatisfied	Very Dissatisfied	Total	Weighted Average
(no label)	19.05% 8	66.67% 28	9.52% 4	4.76% 2	42	3.00